




MADE IN ITALY

INSTRUCTION MANUAL





MADE IN ITALY

Congratulations on having purchased Geko car-mount.

This product was developed in many years of nature photography and documentary filming. This system will help you shoot still and video photography by keeping your camera well anchored to your vehicle without having to remove it while in movement, with the advantage of having everything ready and set up at the 75mm lodging where any major brand still or video camera can be locked in.

The Geko system is designed exclusively for uses that are permitted by law.

Before using you Geko system please **READ THIS INSTRUCTION MANUAL CAREFULLY.**



Legenda


- | | |
|---------------------------|---|
| ① Top | ⑧ Fixing lever between ① and ② |
| ② Bottom | ⑨ Piston-blocking lever ⑩ |
| ③ Track | ⑩ Telescopic piston |
| ④ Carriage | ⑪ Suction cups |
| ⑤ Lodging | ⑫ Anti-rotation suction cups blocking lever |
| ⑥ Adjustable corner hinge | ⑬ Suction cup vacuum pump |
| ⑦ Carriage blocking lever | ⑭ Piston fixing pin ⑩ |



MADE IN ITALY

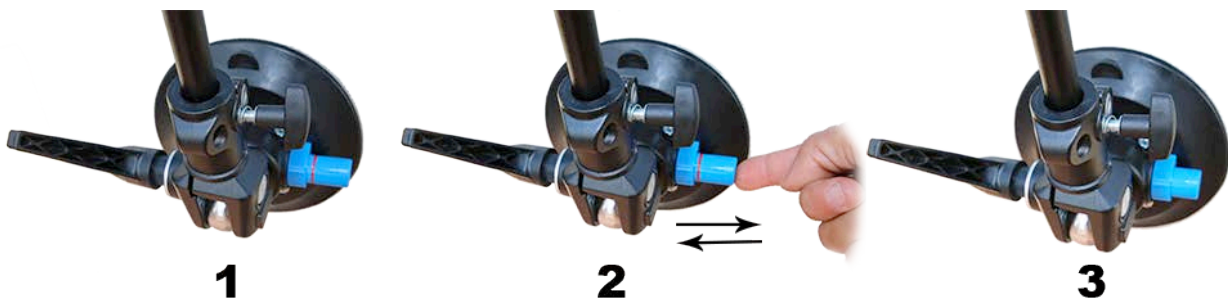
Vehicle mounting

Find a place on the outside of vehicle door without excessive curvature where the suction cups can be placed making full contact with the surface. Clean the area carefully. With the suction cups placed on the pistons ⑩ loosen the blocking levers ⑧ ⑨ ⑫ and the pin ⑭, then mount Geko on the vehicle door so that the support steel angle ⑥ is inserted in the space between the inside seal and the window glass which should stay towards the outside as you can see in these photos.



Traduzione per la foto: support bracket, vehicle outside, ,window, vehicle inside

Adjust the telescopic pistons ⑩ so that the suction cups rest in the areas you have cleaned for them. Remove the protective covering of the suction cups, and set them in place while holding the suction cups with one hand and loading the pump several times by pushing it in quickly ⑬. Keep pumping (Fig. 2) until the red line (Fig. 1) disappears into the base (Fig. 3) that means the suction pump is sufficiently loaded. If this does not work, repeat with more rigorous pumping (approximately 3-4 pushed per second).





MADE IN ITALY

It is completely normal that the suction up lose some grip a stime goes on and you can see that when the red line reappears ⑬; that is why it is importante to check the pump frequesntly and repeat the pumping operation whenever the red line appears (Fig. 2).

Once the suction cups are correctly placed, adjust the pins ⑥ in order to level out the the upper section ① of the Geko. Then tighten the blocking levers ⑧ ⑨ ⑫ and the pin ⑭.

After that fix the safety belts that are included in the package, as shown below.



WARNING! The mounting procedure described above requires extreme care and must be carried out as written so as to avoid loss of grip of the suction cups, blocking levers or safety belts and consequent damage to persons or equipment: Geko is not responsible for damage due to incorrect mounting. For further details on the use and safety of the suction cups, see the Manfrotto manual included.



MADE IN ITALY

To dismount the Geko, follow the above instructions from end to beginning; to remove the suction cups, hold them firmly with one hand and pull the tab (see included suction cup instructions).

Maintenance

The Geko system is practically indestructible but a small amount of maintenance may guarantee longer product lifetime.

- Periodically spray the track with vaseline ③
- Periodically remove dust and debris from the blocking levers and moving parts.
- When not in use, avoid leaving the suction cups exposed to sunlight for extended periods of time or inside a closed vehicle where temperatures can become very elevated.

Components:

- Geko system with carriage and 75mm lodging
- Two 100mm suction cups with vacuum system
- safety belts

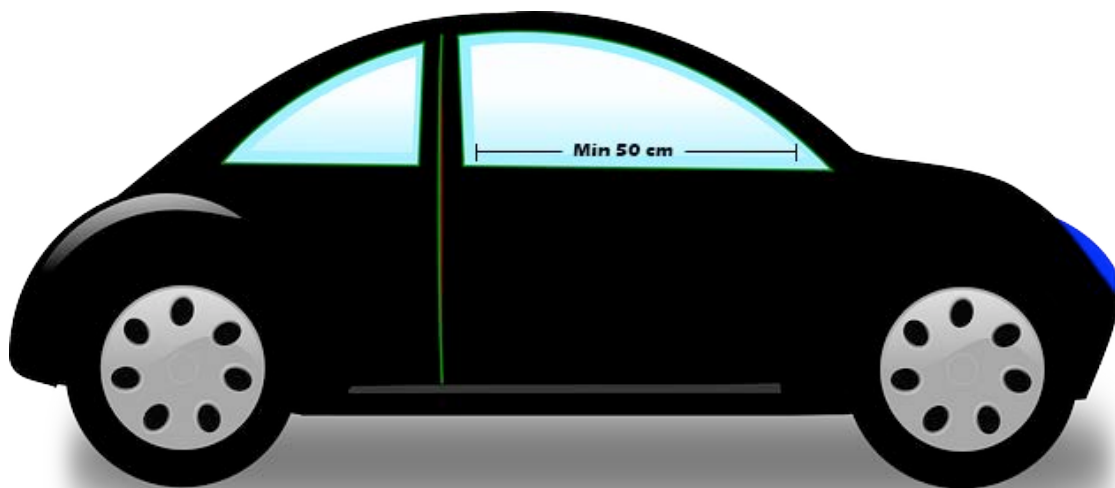


MADE IN ITALY

Technical characteristics

- Max capacity: 15Kg
- minimum width of vehicle window: 50cm (see figure below)
- Lodging diameter: 75mm
- Measurements when folded: 36 x 67cm, h: 15cm
- Weight: with suction cups 4Kg, without suction cups 3.2Kg

Warning: Geko cannot be mounted on cars whose windows do not roll completely down.





MADE IN ITALY



**See our video tutorial on the use of the Geko system on our website :
www.italyphotoservice.net on the Product page.**

Assistenza:

Fausto Giordano

Italyphotoservice

www.italyphotoservice.net

Telefono: +39 349 1778098